



INVEST IN

TERNOPIL

REGION



ТЕРНОПІЛЬСЬКА
ОБЛАСНА ДЕРЖАВНА
АДМІНІСТРАЦІЯ

TERNOPIL REGION ON THE MAP



DISTANCES FROM TERNOPIL TO THE CAPITALS OF EU MEMBER-COUNTRIES

Poland	Hungary	Lithuania	Austria	Czech Republic	Germany	Belgium
Warsaw 527 km	Budapest 696 km	Vilnius 735 km	Vienna 924 km	Prague 995 km	Berlin 1059 km	Brussels 1768 km

Smart specialization by strategy for development of Ternopil region 2021-2027:



Dairy



Lighting Industry

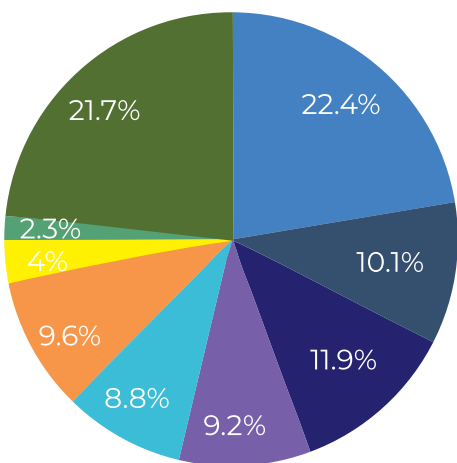


Niche & Organic products

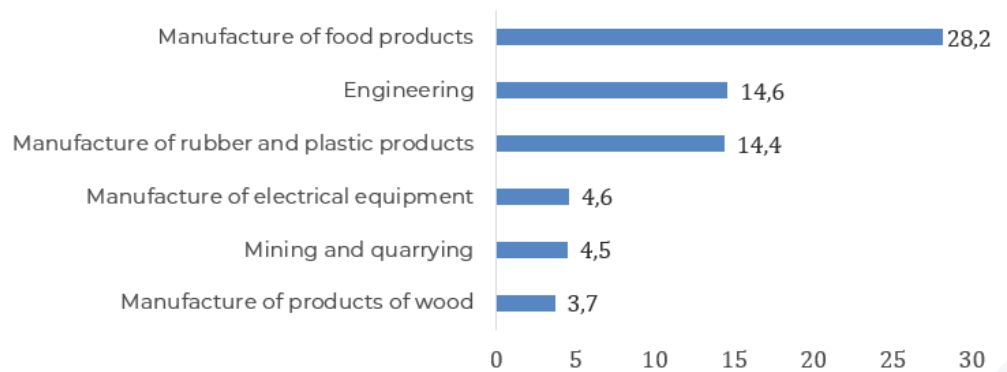
PRIORITY SECTORS FOR INVESTING:

- Agrifood/ Food processing
- Information Technologies
- Automotive
- Logistics & Storage
- Tourism
- Clean / Alternative Energy

GROSS VALUE ADDED BY ACTIVITIES, %



STRUCTURE OF INDUSTRIAL PRODUCTION



- Agriculture
- Manufacturing
- Wholesale and retail trade
- Transportation and storage
- Education
- Real estate activities
- Financial and insurance activities
- Information and communication
- Other types of economic activity

AGRO-INDUSTRIAL COMPLEX

AGRICULTURAL STRUCTURE



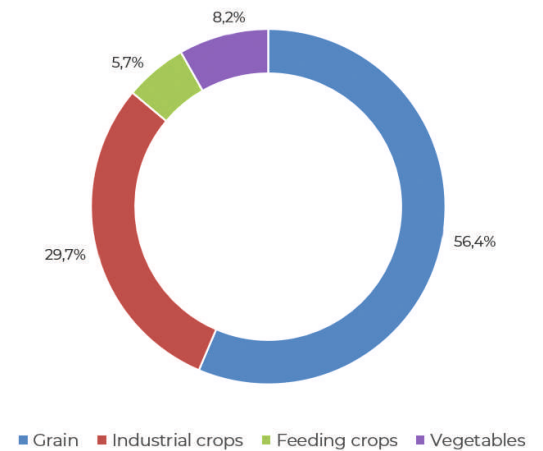
82% CROP FARMING
18% ANIMAL FARMING



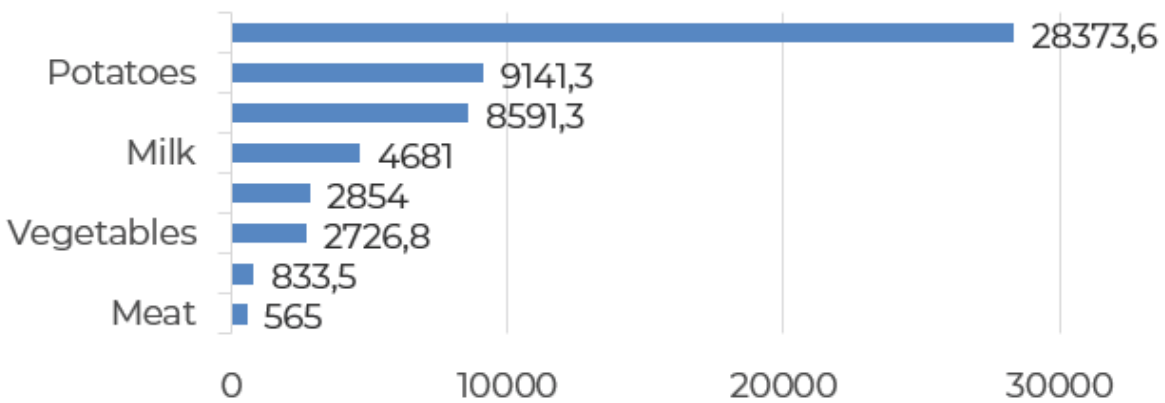
Agriculture is one of the leading sectors in the region's economy. There are 1114 agricultural enterprises and 121 agricultural cooperatives operating in the region.

Agricultural holdings have 1,04 million hectares of agricultural land, representing 75% of the region's area.

Structure of Planted Area



Production of major Agricultural Products, thou. tonnes



MAJOR COMPANIES

Ahron Private Enterprise Ternopil District	Grain, Honey
Farm Gadz Buchachagrokhlibprom Ltd Chortkiv District	Grain, Apples
Organic-Agro Ltd Kremenets District	Hazelnut, Grain, Organic Raspberry
Ukraina Ltd Ternopil District	Grain kernels and stone fruits
Agroprodservice Private Agriculture Company Ternopil District	Grain
Dzvin Private Agriculture Company Chortkiv District	Grain
Continental Farmers Group Ternopil District	Grain

The region's food industry is represented by 115 enterprises.

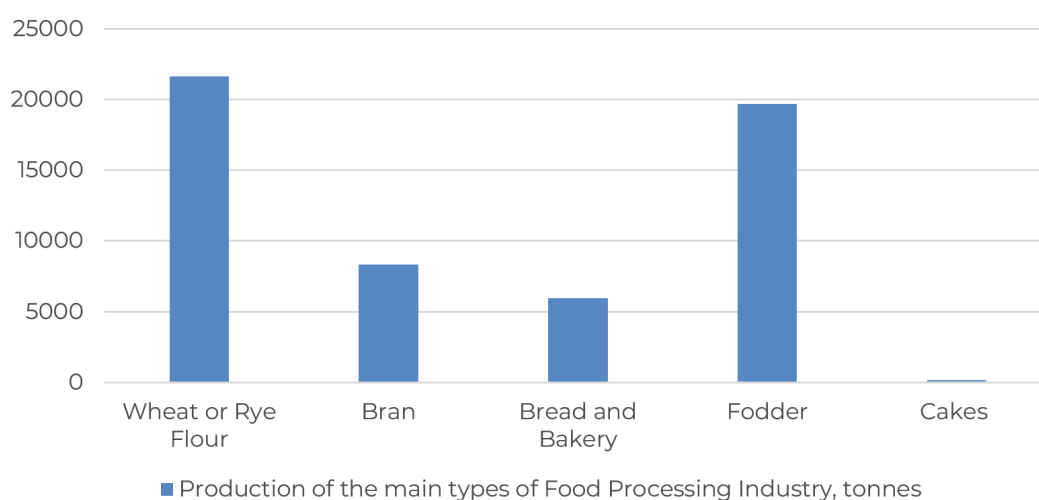


Total industrial production by food and processing enterprises in the agro-industrial complex increased by 18%.

The volume of food products sold accounts for more than 30% of the total volume of the region's processing industry.

Major Companies	
Agro-Product Private Joint Stock Company Chortkiv District	frozen beef
Ternopil Meat Processing Plant LLC Ternopil District	frozen beef, pork, sausages and canned meat
Ternopil Dairy Factory MOLOKIYA Ternopil District	dairy products, butter, casein technical
Galychyna Lasunka LLC Ternopil District	Ice-cream
Sim Sim LLC Ternopil District	frozen berries and vegetables
Dobra Voda Private Joint Stock Company Ternopil District	beverages
Energy saving Technologies Private Enterprise Ternopil District	wheat flour

Production of the main types of Food Processing Industry, tonnes

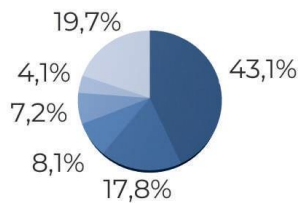


EXPORTS-IMPORTS

Foreign trade surplus is over USD 950 million.

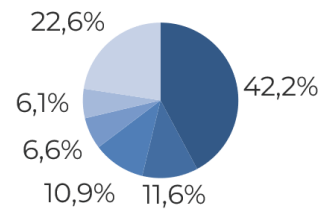
There were foreign trade operations (goods) with partners from 113 countries of the world

Commodity Pattern of Export



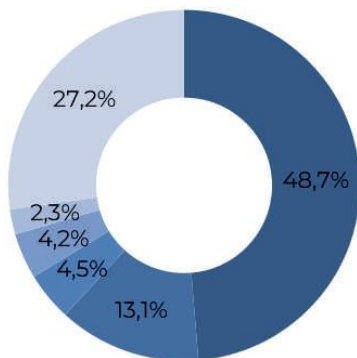
- Machines, equipment and mechanisms, electric and technical equipment
- Plant products
- Live animals and livestock products
- Different industrial products
- Animal or plant fats and oils

Commodity Pattern of Import



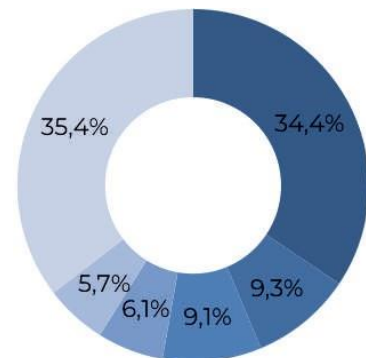
- Machines, equipment and mechanisms, electric and technical equipment
- Mineral products
- Polymeric materials, plastics and articles of them
- Base metals and preparations thereof

Export by trade partners



- Poland
- China
- The Netherlands
- Germany
- Other countries

Import by trade partners



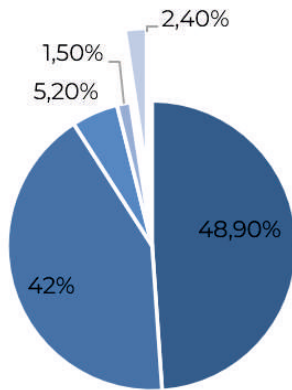
- Poland
- Germany
- Lithuania
- Italy
- China
- Other countries

Export in services – over USD 88 million

Import in services – over USD 12 million

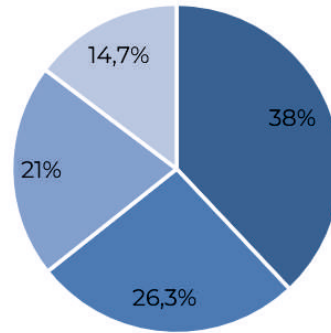
INVESTMENT ACTIVITIES

Foreign direct investments

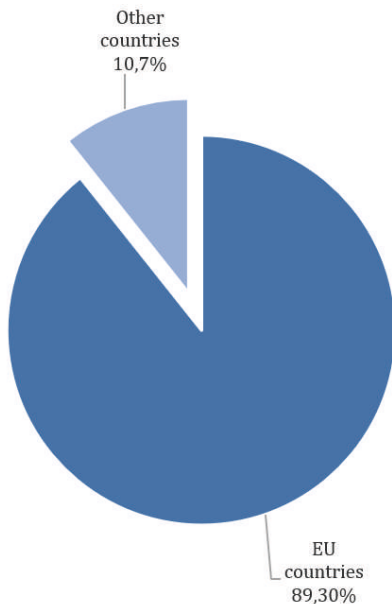


- Agriculture, forestry and fishing
- Industry
- Transportation and storage
- Administrative and support service activities
- Other

Capital investments

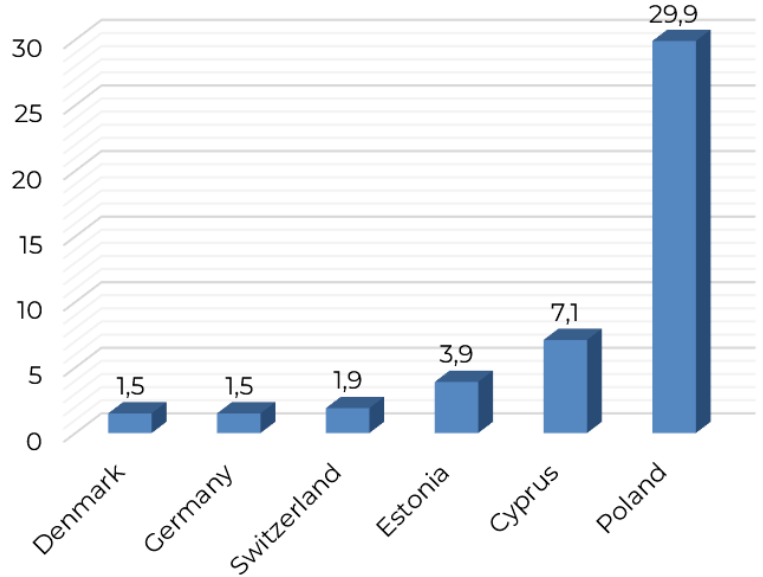


- Construction
- Industry
- Agriculture, forestry and fishing
- Other



- EU countries
- Other countries

FDI partners, USD million



Major foreign companies



КОНТИНЕНТАЛ
ФАРМЕРЗ ГРУП



Schröder

Business support infrastructure

Agency of Regional Development in Ternopil Region

Entrepreneur Support Center Diia. Business I Ternopil

- 40 Business consulting points in communities
- 32 Administrative Services Centers
- Ternopil Regional Employment Center

Ternopil Industrial Park

- Ternopil
- 15 hectares
- greenfield



Chortkiv-West Industrial Park

- Chortkiv
- 87,68 hectares
- greenfield



Real Estate

Average rental cost:

Office spaces – USD 5 per 1 m²

Industrial premises – USD 4 per 1 m²

Warehouses – USD 3 per 1 m².

Apartments – from USD 200 per month



Over 20 thousand tourists each year



Over 100 caves



1/3 of all Ukrainian castles are located in Ternopil Region




1/5 of all natural monuments in Ukraine are located in Ternopil region

Optymistychna cave is the largest gypsum cave in Europe, the world's largest gypsum cave and the second largest limestone cave.

The Verteba Cave settlement is the only existing cave settlement of the Trypillya culture in the world.

International sports events and tournaments.

**International festivals
Recreational activities.**



TOURISM





**TERNOPIL
REGION**

